



RNR Statistical Release (RNR-SR) MINISTRY OF AGRICULTURE AND FORESTS



Import of major dairy products from India and country other than India (COTI)

About the release

This statistical release is based on the analysis of the import data from Bhutan Trade Statistics (BTS) series published by the Department of Revenue and Customs (DRC), Ministry of Finance (MoF) on the major dairy products from India and country other than India (COTI). The import consists of tetra packed milk; condensed milk; milk powder; yogurt; processed butter; cheese and natural honey.

- **Tetra packed milk** includes milk not concentrated nor containing added sugar or other sweetening matter.
- **Milk powder** includes milk of concentrated containing added sugar or other sweetening matter.
- **Yogurt** includes buttermilk, curdled milk, acidified milk whether or not concentrated or containing added sugar or other sweetening matter or flavoured or containing added fruits, nuts or cocoa.

- **Processed Butter** includes the products consisting of natural milk constituents, whether or not containing added sugar or other sweetening matter, for example-Amul Butter.
- **Processed cheese** includes the products consisting of natural milk constituents, whether or not containing added sugar or other sweetening matter, for example-Amul Cheese.
- **Natural Honey** includes the products consisting of a sweetening substances or naturally sweet constituents.



The overall import of dairy products decreased by 31% in 2020 compared to 2014

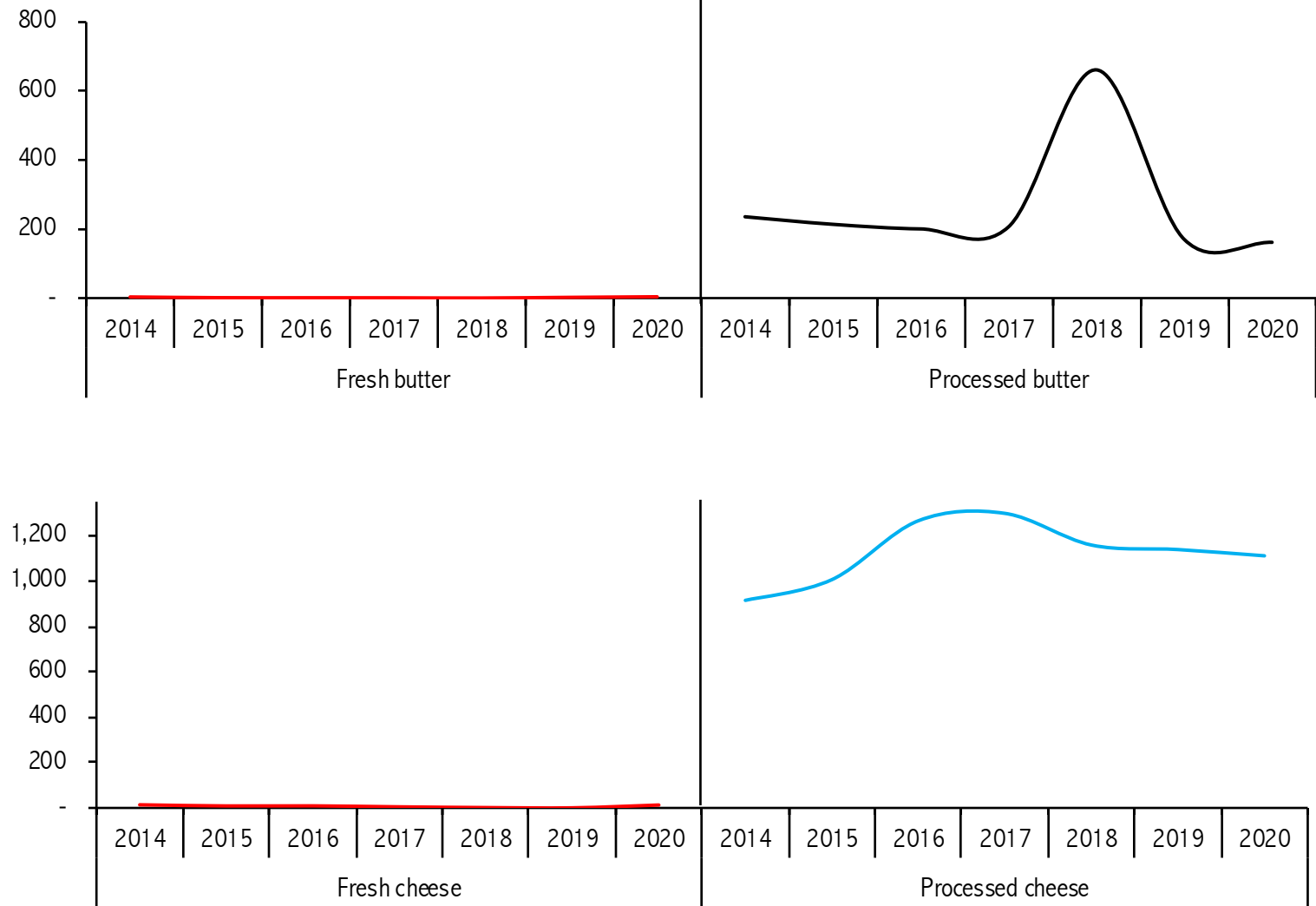
The import of fresh butter remained stable over the years with an average import of 2 MT per year

The import of processed butter saw a dip from 2018

The import of fresh cheese also remained stable over the years with an average import of 7 MT per year

The import of processed cheese which increased from 2014 to 2017 exhibited declining trend in recent years

Import of major dairy products from 2014 - 2020



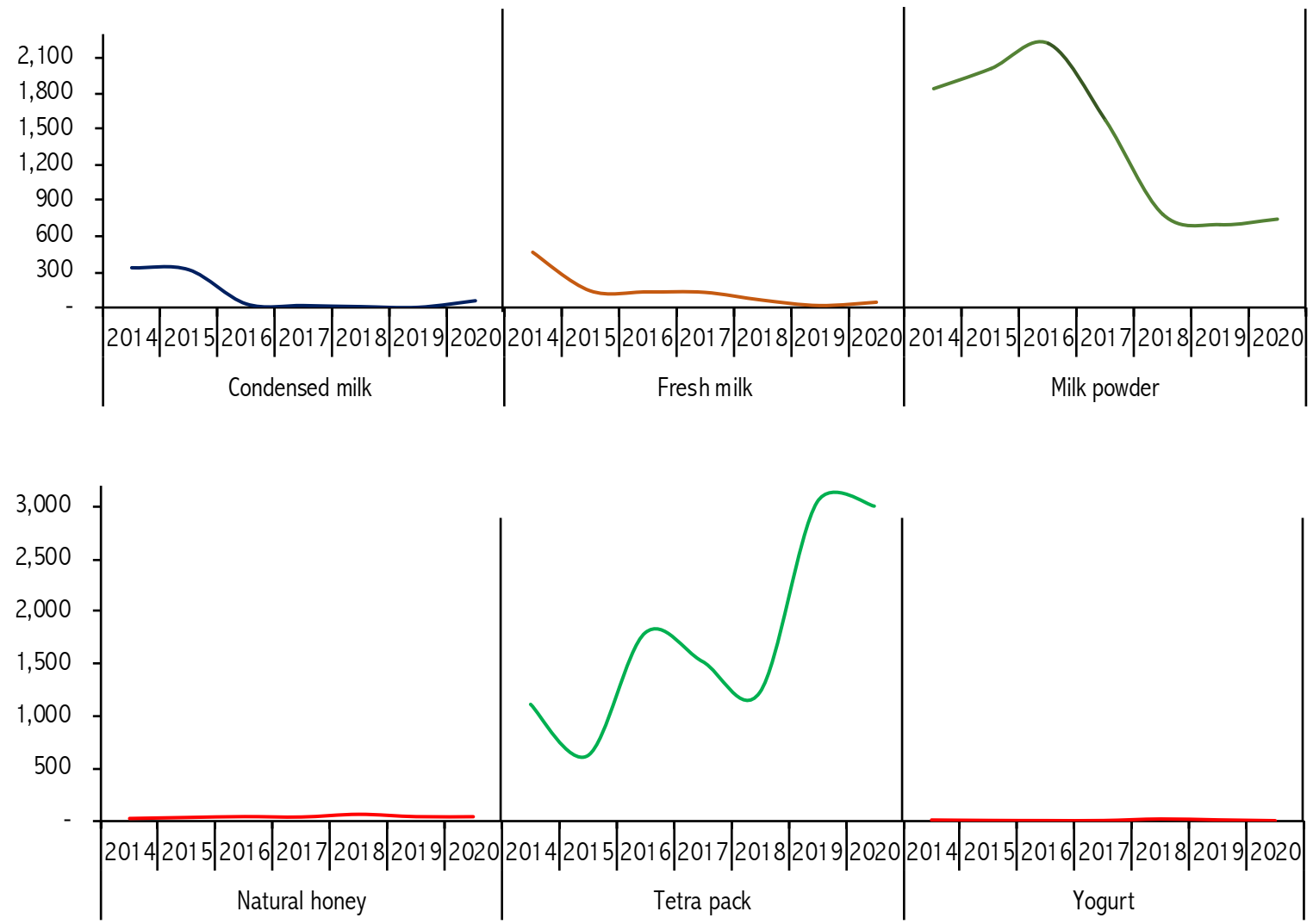
The import of condensed and fresh milk displayed declining trend over the years

Among the dairy products imported, the major are processed cheese, milk powder and tetra pack

The imports of natural honey and yogurt remained stable over the years with an average import of respectively 41 MT and 9 MT per year.

Dairy import (MT)	2014	2015	2016	2017	2018	2019	2020
Butter, fresh	3	1	1	1	0	2	4
Butter, processed	236	214	201	207	662	170	162
Cheese, fresh	14	9	9	5	2	0	13
Cheese, processed	915	1007	1266	1299	1159	1139	1112
Condensed milk	334	317	30	16	7	1	57
Fresh milk	465	141	131	127	62	16	44
Milk powder	1841	2010	2222	1575	784	697	743
Natural honey	25	35	43	39	65	42	42
Tetra pack	1114	625	1796	1523	1227	3042	3006
Yogurt	10	6	5	6	20	12	4

Import of major Dairy products from 2014 to 2020



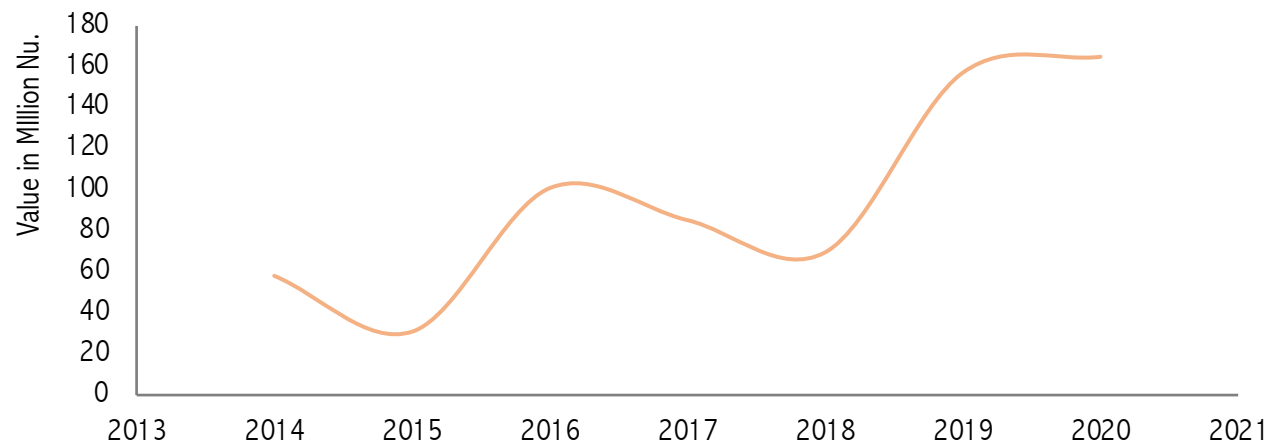
A total of Nu.7,062 million worth of major dairy products was imported between 2014 to 2020

About 39-43% of the total import on major dairy products between 2014 to 2020 were on milk powder and processed cheese

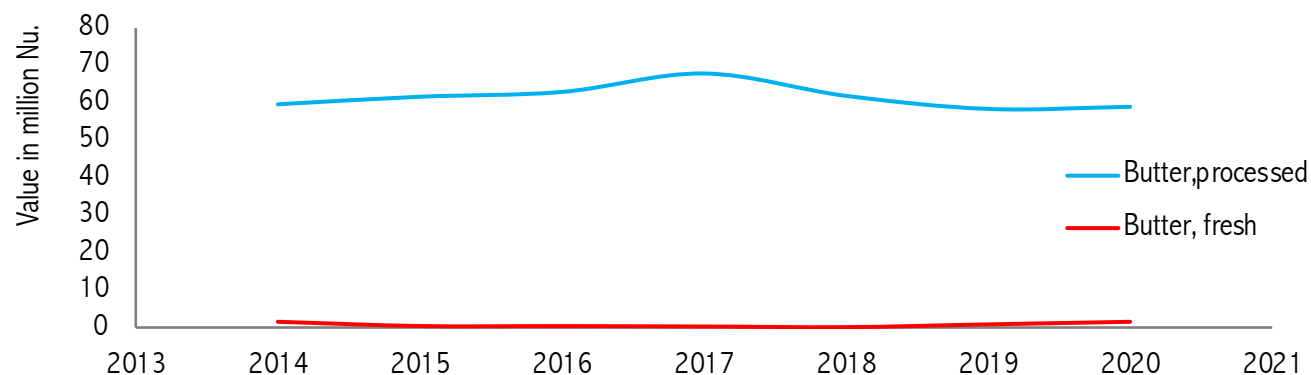
The import of processed cheese and milk powder average respectively Nu.435 million and Nu. 395 million per year.

Dairy import (Mill Nu.)	2014	2015	2016	2017	2018	2019	2020
Butter, fresh	1.5	0.40	0.37	0.28	0.10	0.84	1.53
Butter,processed	59.6	61.67	62.95	67.88	61.91	58.41	58.98
Cheese, fresh	2.4	1.58	1.82	1.03	0.28	0.18	1.92
Cheese,processed	322.1	356.84	449.17	510.10	477.79	449.42	476.91
Condensed milk	16.4	15.26	1.53	0.83	0.56	0.13	3.06
Fresh milk	13.2	5.49	5.10	4.18	3.05	1.07	2.31
Milk powder	542.3	579.00	598.25	445.44	176.15	167.64	258.01
Natural honey	4.9	7.02	8.36	8.07	11.30	9.72	10.31
Tetra pack	58.1	30.89	100.91	85.30	69.57	157.18	164.95
Yogurt	4.2	0.94	0.28	0.39	1.23	0.84	0.19

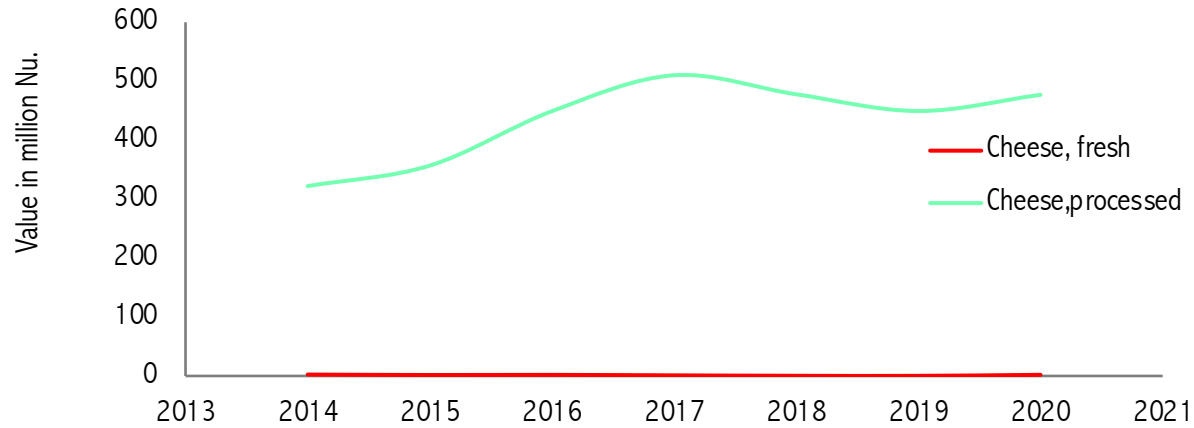
Expenditure incurred against import of tetra pack milk from 2014 to 2020



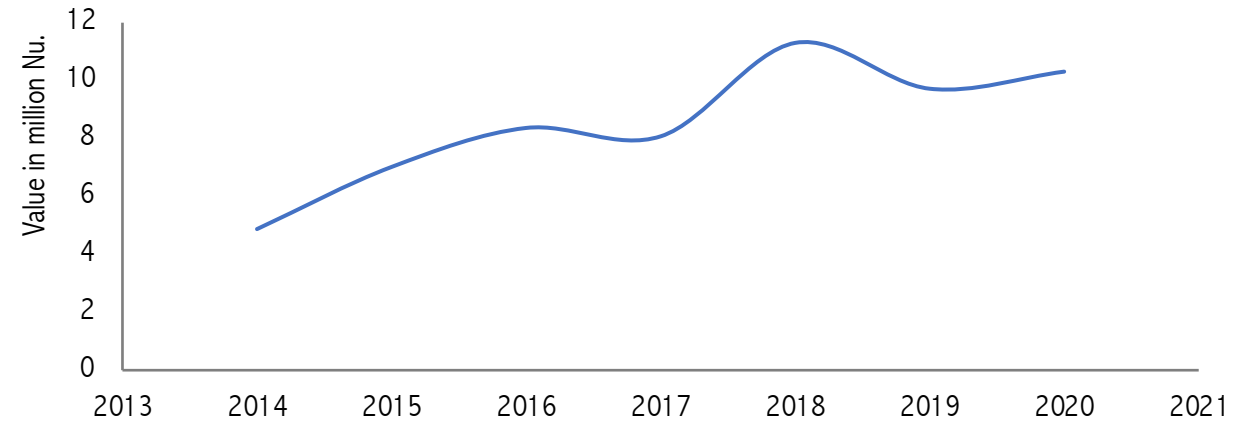
Expenditure incurred against import of fresh and processed butter from 2014 to 2020



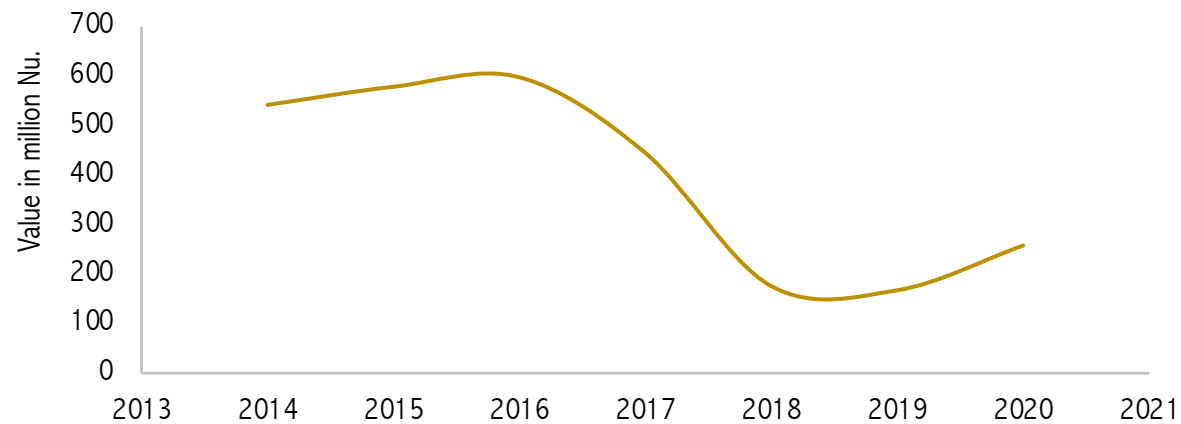
Expenditure incurred against import of fresh and processed cheese from 2014 to 2020



Expenditure incurred against import of natural honey from 2014 to 2020



Expenditure incurred against import of milk powder from 2014 to 2020



Expenditure incurred against import of fresh and condensed milk from 2014 to 2020

