

Statistics on auction of crops during January-June 2018

This statistical release is based on analysis of auction data on crops provided by Food Corporation of Bhutan Limited (FCBL). It presents the half yearly volume and value of different crops auctioned in 4 (Four) auction yards of Phuntsholing, Samtse, Samdrupjongkhar and Gaylegphu during the period January-June 2018. Information on the auction of crops in terms of volume and value of different crops for the same period in 2017 is also presented in this release, to give a sense of trend in auction of crops. Crop wise analysis of the auction data is provided below;

1. Potato

- Two types of potatoes (potato red and potato white) were auctioned at the regional auction yards of FCBL during Jan-June 2018.
- The total volume of potatoes auctioned during Jan-June 2018 is 1586.29 MT (1461.27 MT of potato red and 125.02 MT of potato white). Compared to the same period in 2017, the volume of potatoes auctioned increased by 151 percent.
- There is no auction of potatoes during the first 4 months of the year (Jan-April) and the potato auction started in May 2018.
- The monetary value of the potatoes auctioned during Jan-June 2018 amounts to Nu. 25.42 million (Nu. 23.69 million for potato red and Nu. 1.72 million for potato white).
- There is an increase of 209 percent in terms of the monetary value of the potatoes auctioned in Jan-June 2018, up from Nu. 8.21 million during the same period in 2017.

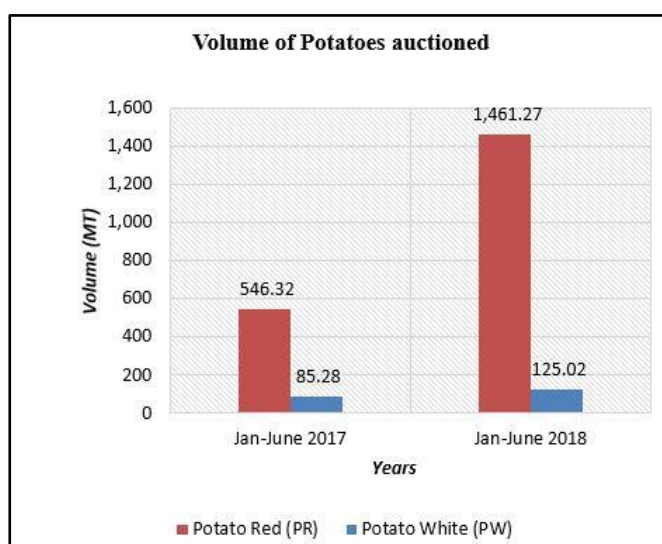


Figure 1: Volume of potatoes auctioned

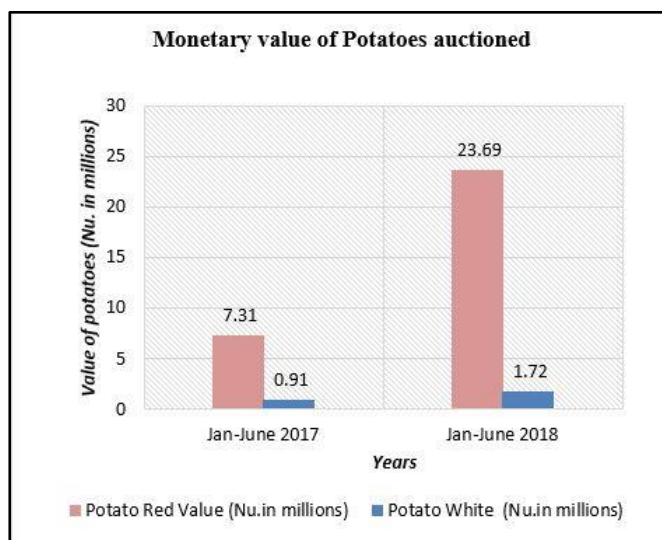


Figure 2: Value of potatoes auctioned

Table 1: Auction of potatoes in different auction yards of FCBL from Jan-June 2018

Auction yards	Phuntsholing		Samdrupjongkhar		Samtse		Gaylegphu	
	Qty. (MT)	Nu. in millions	Qty. (MT)	Nu. in millions	Qty. (MT)	Nu. in millions	Qty. (MT)	Nu. in millions
Potato Red (MT)	774.99	12.75	686.28	10.94	0.00	0.00	0.00	0.00
Potato White (MT)	10.83	0.15	114.19	1.57	0.00	0.00	0.00	0.00
Total	785.82	12.90	800.47	12.51	0.00	0.00	0.00	0.00

- Out of total 1586.29 MT of potatoes auctioned, 785.82 MT of the potatoes was auctioned in Phuntsholing auction yard and 800.47 MT of potatoes was auctioned in Samdrupjongkhar auction yard. There is no auction of potatoes in Samtse and Gaylegphu auction yards.

2. Major vegetables

- The highest volume of vegetable auctioned is Pea green (82.51 MT), followed by cabbage (70.88 MT) and others as shown in figure 3.
- The total volume of Pea green auctioned during Jan-June 2018 is 82.51 MT, down by 32 percent compared to the same period in 2017 at 124.60 MT. However, the total volume of cabbage auctioned during the Jan-June 2018 increased from 57.18 MT in Jan-June 2017, up by 24 percent.

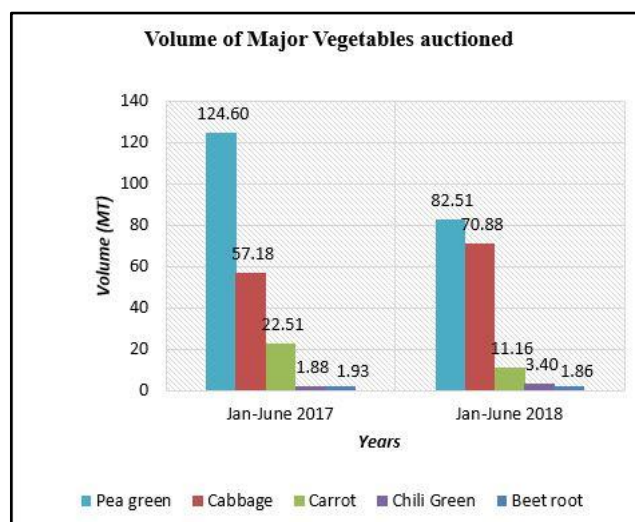


Figure 3: Volume of vegetables auctioned

- The total value of major vegetables that is auctioned stands at Nu. 5.65 million during the Jan-June 2018, up by 9 percent compared to the same period in 2017.
- The value of individual major vegetables that are auctioned during the Jan-June 2017 and Jan-June 2018 is shown in figure 4.
- All the vegetables are auctioned in Phuntsholing auction yard only.

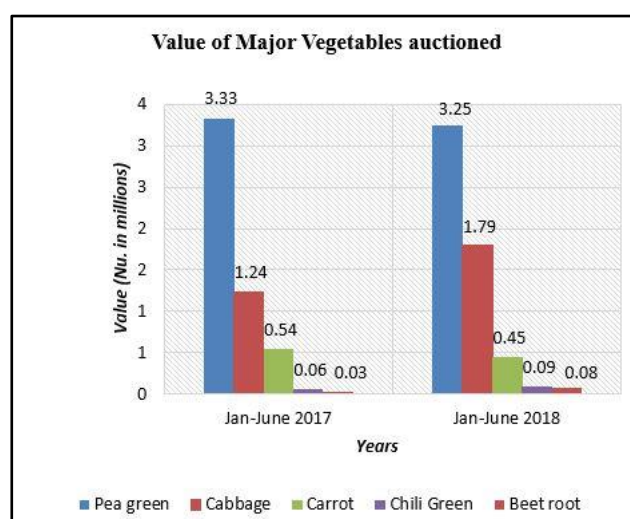


Figure 4: Value of vegetables auctioned

3. Fruits

a. Mandarin

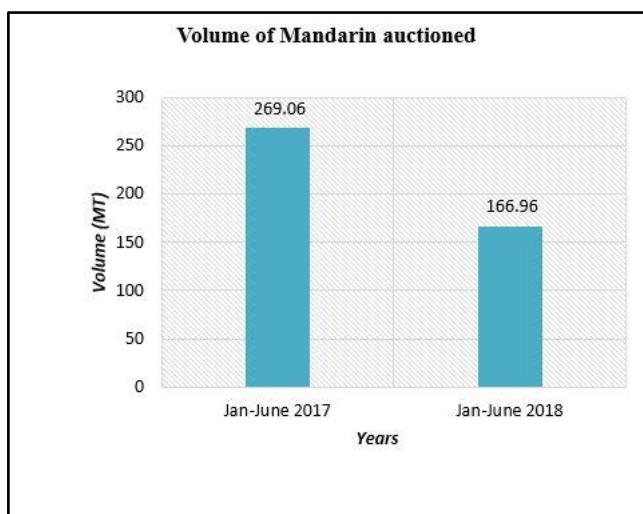


Figure 5: Volume of mandarin auctioned

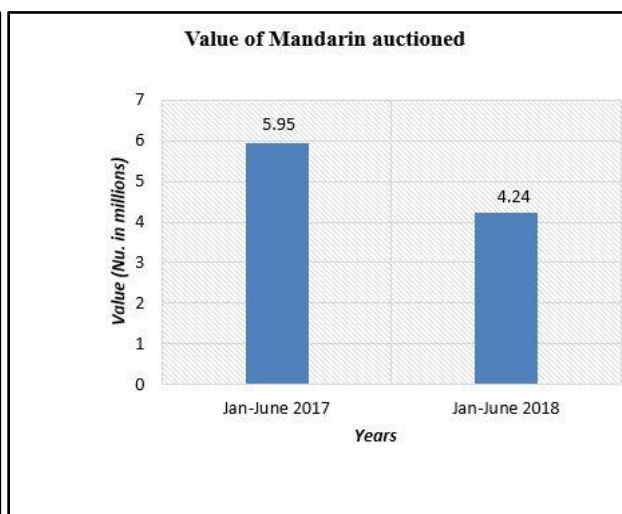


Figure 6: Value of mandarin auctioned

- For the Jan-June 2018 period, the auction of mandarin was in the month of January and February 2018. The auctioned mandarin for Jan-June 2018 is the production from 2017.
- A total volume of 166.96 MT of mandarin was auctioned in Jan-June 2018, which is a decrease of 38 percent from the same period in 2017 at 269.06 MT.
- The monetary value of the mandarin auctioned during Jan-June 2018 is Nu. 4.24 million, also a decrease by 29 percent, compared to Nu. 5.95 million during the same period in 2017.
- 155.28 MT of mandarin was auctioned in Gaylegphu auction yard at a value of Nu 4.02 million and Samtse auction yard auctioned 11.68 MT of mandarin at a value of Nu 0.22 million.
- No mandarin is auctioned in Phuentsholing and Samdrupjongkhar auction yard during Jan-June 2018.

Table 3: Month wise auction of Mandarin

Fruits	2017		2018	
	Jan	Feb	Jan	Feb
Mandarin (MT)	263.23	5.83	165.81	1.15
(Nu in million)	5.83	0.12	4.23	0.011

b. Areca nut

- Areca nut auction occurred throughout six months from Jan-June 2018.
- Compared to Jan-June 2017, the auction of Areca nut increased by 21 percent to 453.38 MT in Jan-June 2018.

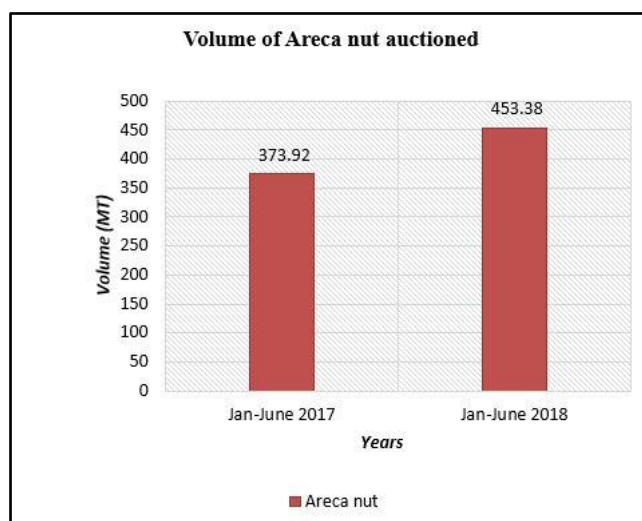


Figure 7: Volume of Areca nut auctioned

- Similarly, the monetary value of Areca nut auctioned increased by 28 percent to Nu. 8.95 million during the same period in 2018.

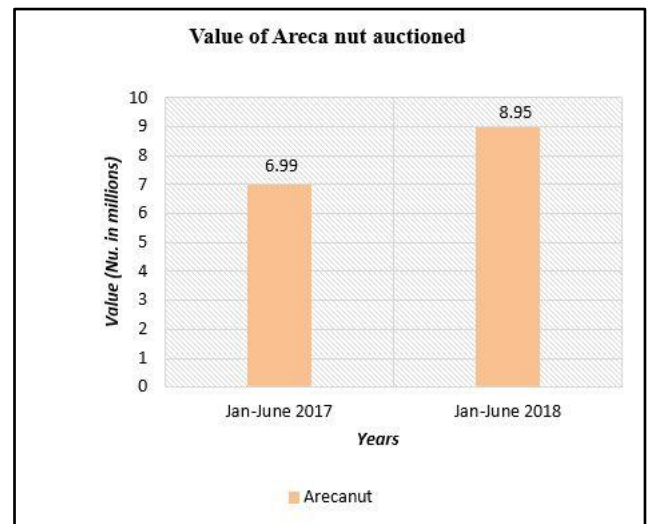


Figure 8: Value of Areca nut auctioned

4. Spices

- Among the spices such as ginger, garlic, dry chilli, *thingi* and cardamom, the only spice that was auctioned is ginger during Jan-June 2018.

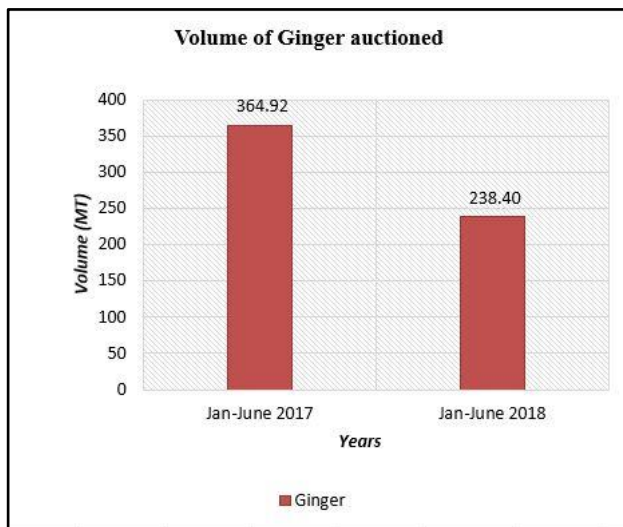


Figure 9: Value of Ginger auctioned

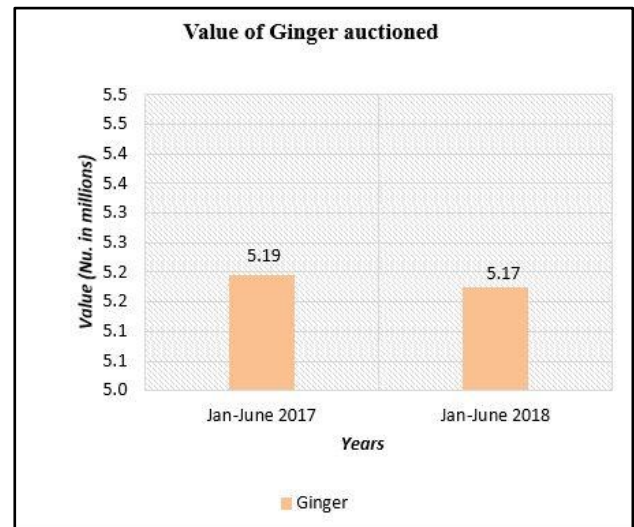


Figure 10: Value of Ginger auctioned

- The volume of ginger auctioned during Jan-June 2018 is 238.40 MT, down by 35 percent from 364.92 MT during the same period in 2017.
- However, the monetary value of auctioned ginger remained almost the same at Nu. 5.19 million in Jan-June 2017 and Nu. 5.17 million in Jan-June 2018.

For any queries or feedback on this publication, please contact:

RNR Statistics Division, Directorate Services, MoAF, Thimphu. Tel +975 02 323745. Email: rsd@moaf.gov.bt