

Statistics on auction of agriculture crops during January-December 2017

This statistical release is based on analysis of auction data on agriculture crops provided by Food Corporation of Bhutan (FCBL). It presents the month wise volume and value of different agriculture crops auctioned in 4 (Four) auction yards of Phuntsholing, Samtse, Samdrupjongkhar and Gaylegphu during the period January to December 2017. Crop wise analysis of the auction data is provided below;

1. Potato

- Two types of potatoes (potato red and potato white) were auctioned at the regional auction yards of FCBL.
- Potato auction started in May with the auctioning of 6.54 MT of potatoes (0.39 MT of potato red and 6.15 MT of potato white) at a corresponding value of Nu 0.01 million and Nu 0.07 million respectively.

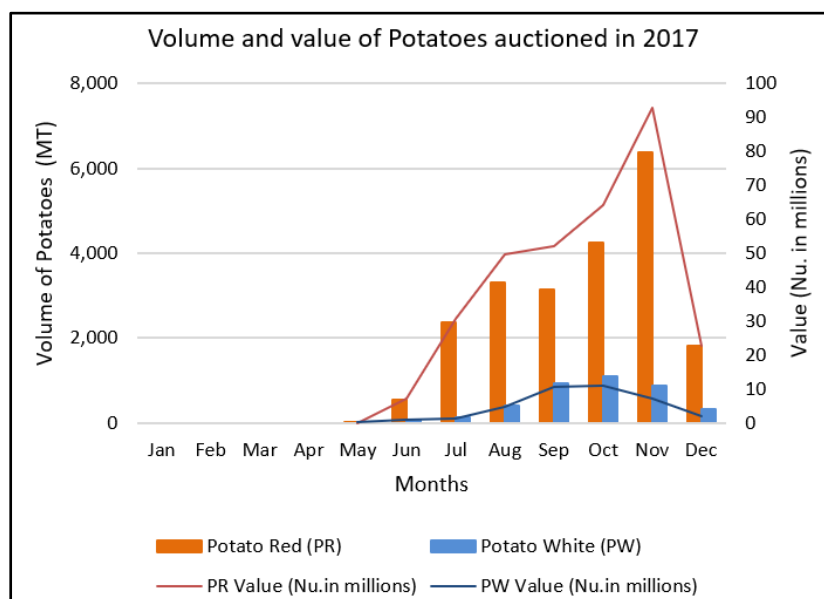


Figure 1: Volume & value of potatoes auctioned in 2017

- The peak auction month was in November with 7269.18 MT potatoes (6381.49 MT of potato red and 887.69 MT of potato white) at a corresponding value of Nu. 92.78 million and Nu. 7.03 million respectively.
- The auction ended in December with 2143.79 MT potatoes (1816.28 MT of potato red and 327.51 MT of potato white) at a corresponding value of Nu. 22.60 million and Nu. 1.81 million respectively.
- The total volume of potatoes auctioned during Jan-Dec 2017 is 25687.33 MT (21811.32 MT of potato red and 3876.01 MT of potato white) at a total value of Nu. 356.56 million (Nu. 319.04 million for potato red and Nu. 37.52 million for potato white).

Table 1: Auction of potatoes in different auction yards of FCBL in 2017

Auction yards	Phuntsholing		Samdrupjongkhar		Samtse		Gaylegphu	
	Qty. (MT)	Nu. in millions	Qty. (MT)	Nu. in millions	Qty. (MT)	Nu. in millions	Qty. (MT)	Nu. in millions
Potato Red (MT)	16284.86	246.42	5526.46	72.63	0.00	0.00	0.00	0.00
Potato White (MT)	3359.38	33.52	516.64	3.97	0.00	0.00	0.00	0.00
Total	19644.24	279.94	6043.09	76.60	0.00	0.00	0.00	0.00

- Out of total 25687.33 MT of potatoes auctioned, 19,644.24 MT (76%) of the potatoes was auctioned in Phuntsholing auction yard and 6043.09 MT (24%) of potatoes was auctioned in Samdrupjongkhar auction yard. There is no auction of potatoes in Samtse and Gaylegphu auction yards.

2. Vegetables

- No vegetables were auctioned during January to April 2017 and auctioning of vegetables started in May 2017 with Pea Green at 21.79 MT (Nu 0.45 million).
- The highest volume of vegetable auctioned was cabbage (663.49 MT at a value of Nu 10.76 million) in July 2017 and with the lowest volume of cabbage auctioned was (0.03

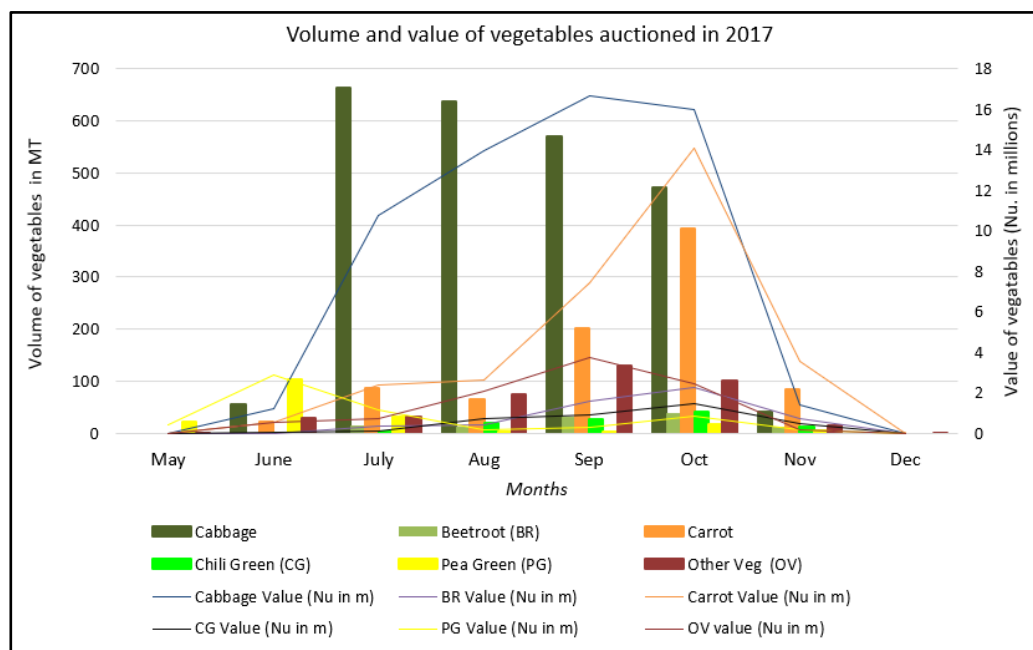


Figure 2: Volume and value of vegetables auctioned in 2017

MT at a value of Nu 0.004 million) in December 2017. However, the highest value from the auction of cabbage was obtained in September at Nu. 16.64 million for 569.95 MT of cabbages auctioned.

- The total volume of major vegetables auctioned during Jan-Dec are cabbage (2443.60 MT with a value of Nu. 59.98 million), carrot (857.53 MT with a value of Nu. 30.72 million), pea green (188.99 MT with a value of Nu. 6.02 million), beetroot (115.89 MT with a value of Nu 5.52 million) and chilli green (108.53 MT with a value of Nu. 3.86 million).
- Other vegetables that are auctioned include radish, squash, pumpkin, broccoli, brinjal, slippers gourd, tomato, beans, cauliflower and turnip with a total volume of 389.51 MT at a value of Nu 9.76 million from the month of May till December 2017 as shown in Table 2.
- All the vegetables are auctioned in Phuntsholing auction yard only.

Table 2: Auction of vegetables in 2017

Auction Yard	Phuntsholing	
	Qty. (MT)	Nu. in millions
Radish	235.23	3.95
Squash	0.04	0.0002
Broccoli	0.36	0.02
Pumpkin	0.18	0.02
Brinjal	4.17	0.07
Slippers Gourd	1.56	0.03
Tomato	0.03	0.001
Beans	66.33	2.30
Capsicum	0.00	0.00
Cauliflower	81.20	3.38
Turnip	0.42	0.004
Total	389.51	9.76

3. Fruits

a. Apples

- Apples auction started in July with a volume of 0.74 MT (Nu. 0.02 million) and the highest volume was auctioned in September (13.64 MT at Nu. 0.32 million).
- The total volume of apples auctioned during Jan-Dec 2017 is 28.26 MT at a value of Nu. 0.66 million.
- All apple auction took place in Phuntsholing auction yard only.

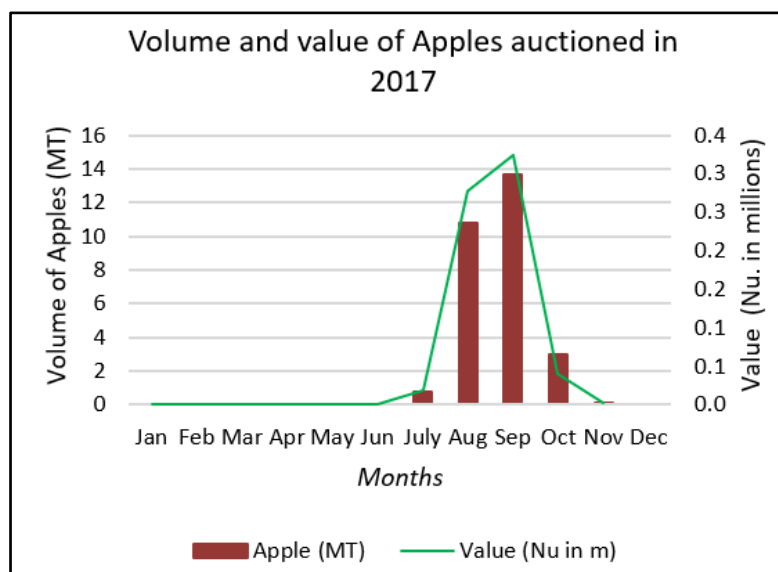


Figure 3: Volume and value of Apples auctioned in 2017

b. Mandarin

- Mandarin auction in January 2017 was 263.23 MT at a value of Nu 5.83 million and the highest volume of mandarin was auctioned during the month of December 2017 (369.31 MT at a value of Nu. 8.93 million).
- Mandarin auctioned in January 2017 is part of the 2016 season crop and similarly some portion of the 2017 crop will be auctioned in Jan-Feb 2018 which is not shown here.
- The total volume of mandarin auctioned during Jan- Dec 2017 is 667.38 MT at a value of Nu. 15.28 million.

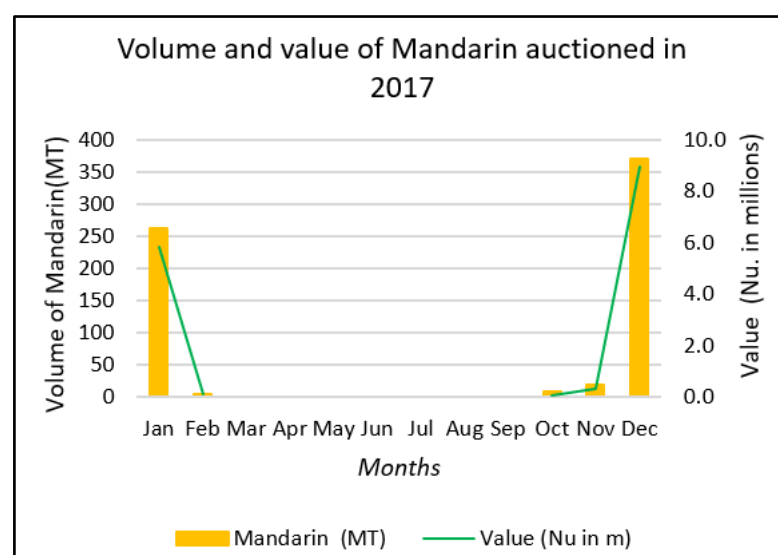


Figure 4: Volume and value of Mandarin auctioned in 2017

- Among the three auction yards, the highest volume of mandarin was auctioned in Gaylegphu (549.55 MT) at a value of Nu 12.91 million. Samtse auction yard auctioned 73.50 MT of mandarin at a value of Nu 1.05 million, while Samdrupjongkhar auction yard auctioned of 44.33 MT of mandarin at a value of Nu 1.32 million.
- No mandarin was auctioned in Phuntsholing auction yard during Jan-Dec 2017.

Table 3: Month wise auction of Apples and Mandarin in 2017

Fruits	Jan	Feb	Mar	Apr	May	Jun	Jul	Aug	Sep	Oct	Nov	Dec	Total
Apple (MT)	-	-	-	-	-	-	0.74	10.79	13.64	3.00	0.09	-	28.26
(Nu in m)	-	-	-	-	-	-	0.02	0.28	0.32	0.04	0.002	-	0.66
Mandarin (MT)	263.23	5.83	-	-	-	-	-	-	-	8.68	20.33	369.31	667.38
(Nu in m)	5.83	0.12	-	-	-	-	-	-	-	0.08	0.32	8.93	15.28

c. Areca nut

- Areca nut auction occurred throughout the year during Jan-Dec 2017.
- Highest volume of Areca nut was auctioned in March 2017 with a volume of 107.16 MT corresponding to Nu 1.71 million in value.
- The lowest volume auctioned was in July 2017 (7.26 MT at a value of Nu 0.17 million)
- The total volume of Areca nut auctioned during Jan-Dec 2017 is 485.13 MT at a value of Nu 9.96 million.

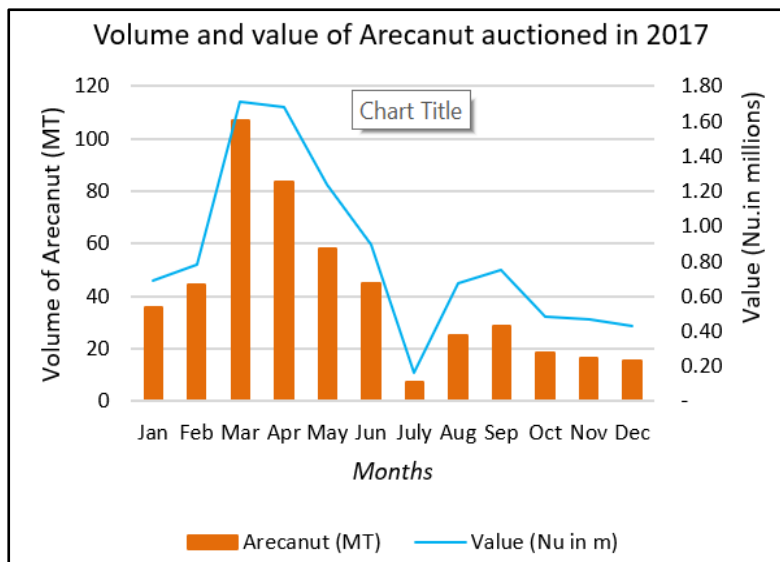


Figure 5: Volume and value of Areca nut auctioned in 2017

- Areca nut was auctioned in Samtse auction yard only.

d. Other fruits

- Other fruits that are auctioned during Jan-Dec 2017 are; Pear (0.59 MT at a value of Nu 0.01 million); Plum (0.61 MT at a value of Nu 0.02 million) and Peach (1.35 MT at a value of Nu 0.03 million).

Table 4: Month wise auction of different fruits in 2017

Fruits	Jan	Feb	Mar	Apr	May	Jun	July	Aug	Sep	Oct	Nov	Dec	Total
Pear (MT)	-	-	-	-	-	-	0.27	0.22	-	0.11	-	-	0.59
(Nu in m)	-	-	-	-	-	-	0.01	0.03	-	0.001	-	-	0.01
Plum (MT)	-	-	-	-	-	-	0.36	0.23	-	0.02	-	-	0.61
(Nu in m)	-	-	-	-	-	-	0.01	0.04	-	0.0002	-	-	0.02
Peach	-	-	-	-	-	0.23	0.31	0.63	0.16	0.02	-	-	1.35
(Nu in m)	-	-	-	-	-	0.01	0.01	0.01	0.002	0.0002	-	-	0.03

- Pear, plum and peach are auctioned in Phuntsholing auction yard only.

4. Pulses

- Two types of pulses (Rajma and Soya Bean) were auctioned by FCB during January-December 2017.
- Auction of Rajma started in July with a volume of 0.21 MT at a value of Nu 0.01 million. The highest volume of Rajma (2.70 MT) was auctioned in December at a value of Nu 0.16 million.
- Soya Bean was auctioned only during the month of November and December in 2017 with a total volume of 1.38 MT at a value of Nu. 0.06 million.

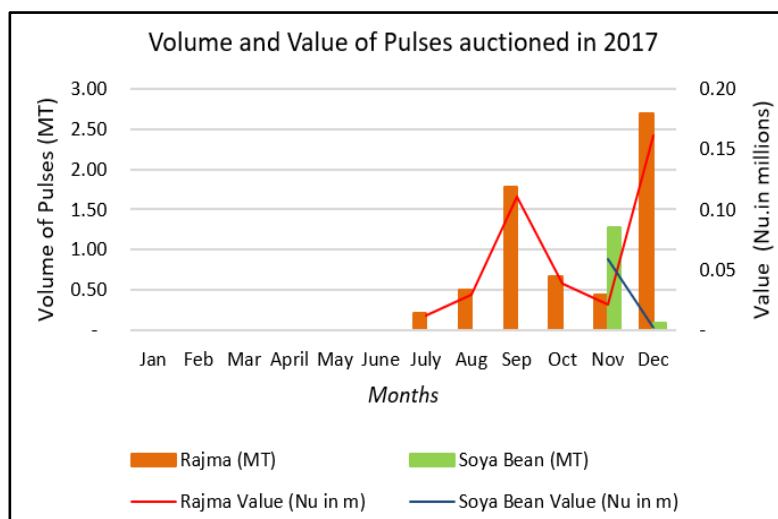


Figure 6: Volume and value of Pulses auctioned in 2017

- The total volume of Rajma auctioned during Jan-Dec 2017 is 6.30 MT at a value of Nu 0.37 million.
- The reported Rajma and Soya Bean for Jan-Dec 2017 were auctioned in Samdrupjongkhar auction yard only.

5. Spices

- Among the spices such as ginger, garlic, dry chilli, *thingi* and cardamom, the only spice that was auctioned is ginger during Jan-Dec 2017 period.
- Auctioning of ginger occurred throughout the year during Jan-Dec 2017.
- The highest volume of ginger was auctioned in June 2017 with 99.41 MT at a value of Nu 1.60 million and the lowest volume in February 2017 with 12.73 MT at a value of Nu 0.14 million.
- The total volume of ginger auctioned during Jan-Dec 2017 is 587.40 MT at a value of Nu 9.35 million.
- All the reported auction of ginger during January-December 2017 is from Samtse auction yard only.

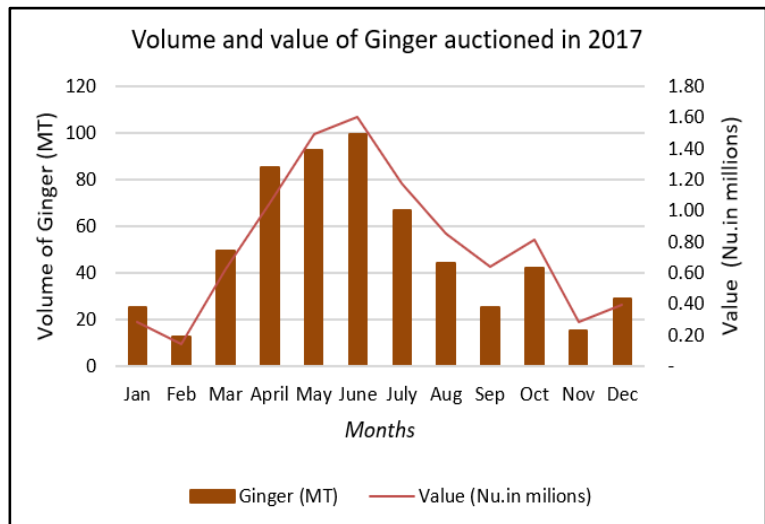


Figure 7: Volume and value of Ginger auctioned in 2017

For any queries on this publication, please contact:

Chencho Dukpa, Chief Agriculture Officer, RNR Statistics Division, Directorate Services, MoAF, Thimphu.
Tel +975 02 323745. Email: cdukpa@moaf.gov.bt